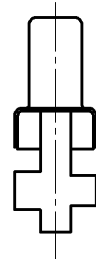
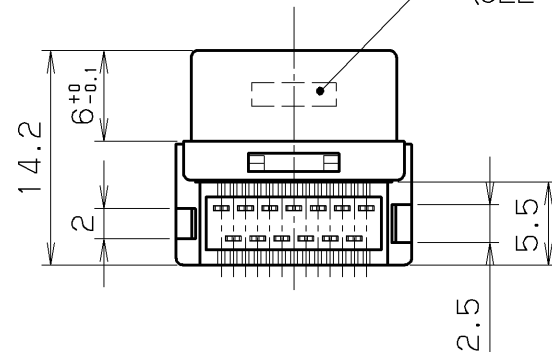


CONTACT DETAIL (5/1)

TYPE NAME OF SYMBOL
AND LOT No. (DATE)
(SEE TABLE)



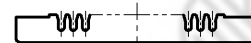
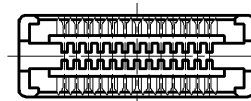
NOTE 1. CONTACT PLATING
GOLD 0.76μm MIN. ON MATING AREA,
GOLD 0.05μm ON TERMINATION AREA,
ALL OVER NICKEL 1.5μm MIN. UNDERPLATED.

2. APPLICABLE CONNECTOR AND COVER
HDR-EA () LMY () G1-SLE+, HDR-E () LP ()

3. ASS'Y TOOLS
FHAT-0004A: PROTRUDE WIRE CUT
FHPT-0004A: IDC PRESS

4. SPECIFICATION
RATED CURRENT 0.5A (PEAK TO PEAK 1A) / 1 CONTACT
RATED VOLTAGE 125V AC (r. m. s.)

PART NO.	APPLICABLE WIRE SIZE	TYPE NAME SYMBOL	CABLE HOUSING COLOR
HDR-E () FG1+	28AWG (7/0.127) INSULATION O.D Ø0.58	FG1	BLACK
HDR-E () FAG1+	30AWG (7/0.1) INSULATION O.D Ø0.58	FAG1	BLACK
HDR-E () FBG1+	32AWG (7/0.08) INSULATION O.D Ø0.44	FBG1	GLAY



5

5	CABLE HOUSING	PBT	2		UL94V-0 SEE TABLE
4	SPACER	PBT	2		UL94V-0 BLACK
3	INSULATOR	PBT	1		UL94V-0 BLACK
2	SHELL	STEEL	1	NICKEL PLATING	—
1	FEMALE CONTACT	PHOSPHOR BRONZE	n	NOTE#1	—

LTR.	DATE	BY	REV.	DESCRIPT	No.	PART NAME	MATERIAL	QTY	FINISH	NOTE
	DATE Mar. -29 2004		SCALE 2/1		UNIT mm (INCH)	3RD. A. P	HONDA TSUSHIN KOGYO CO., LTD.			
	APP. DATE&REV.									
	DR.	DE.	CHK.	CHK.	APP.	NAME	0.8mm SPACING SHIELDED BOARD TO CABLE FEMALE CONNECTOR (IDC)			
	Y. KATO	Y. KATO	—	C. NUNOKAWA	H. EBIHARA	PART NO.	HDR-E () F () G1+			

HDR-E26F () G1+	15.6	0.8x12=9.6	13.6
HDR-E14F () G1+	10.8	0.8x6=4.8	8.8
PART No.	A	B	C