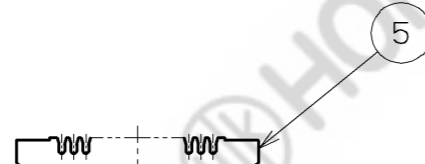
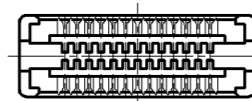
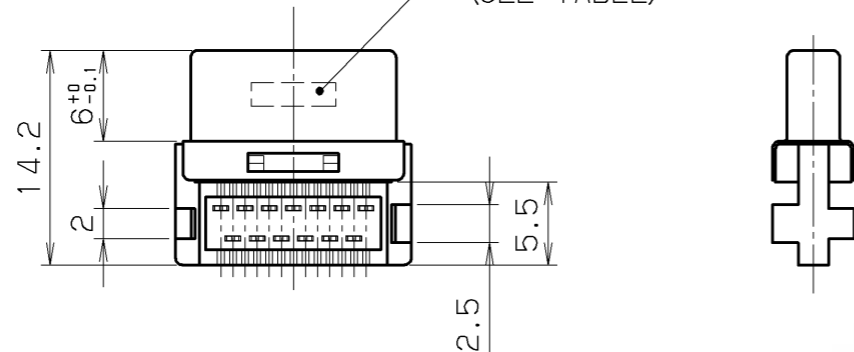


CONTACT DETAIL (5/1)

TYPE NAME OF SYMBOL  
AND LOT No. (DATE)  
(SEE TABLE)



NOTE 1. CONTACT PLATING  
GOLD 0.76μm MIN. ON MATING AREA,  
GOLD 0.05μm ON TERMINATION AREA,  
ALL OVER NICKEL 1.5μm MIN. UNDERPLATED.

2. APPLICABLE CONNECTOR AND COVER  
HDR-EA ( ) LMY ( ) G1-SLE+, HDR-E ( ) LP ( )

3. ASS'Y TOOLS  
FHAT-0004A: PROTRUDE WIRE CUT  
FHPT-0004A: IDC PRESS

4. SPECIFICATION  
RATED CURRENT 0.5A (PEAK TO PEAK 1A) / 1 CONTACT  
RATED VOLTAGE 125V AC (r. m. s.)

PART NO.	APPLICABLE WIRE SIZE	TYPE NAME SYMBOL	CABLE HOUSING COLOR
HDR-E ( ) FG1+	28AWG (7/0.127) INSULATION O.D Ø0.58	FG1	BLACK
HDR-E ( ) FAG1+	30AWG (7/0.1) INSULATION O.D Ø0.58	FAG1	BLACK
HDR-E ( ) FBG1+	32AWG (7/0.08) INSULATION O.D Ø0.44	FBG1	GLAY

LTR.	DATE	BY	REV.	DESCRIP	No.	PART NAME	MATERIAL	QTY	FINISH	NOTE
					5	CABLE HOUSING	PBT	2		UL94V-0 SEE TABLE
					4	SPACER	PBT	2		UL94V-0 BLACK
					3	INSULATOR	PBT	1		UL94V-0 BLACK
					2	SHELL	STEEL	1	NICKEL PLATING	—
					1	FEMALE CONTACT	PHOSPHOR BRONZE	n	NOTE#1	—
	DATE Mar. -29 2004		SCALE 2/1		UNIT mm (INCH)	3RD. A. P	HONDA TSUSHIN KOGYO CO., LTD.			
	APP. DATE&REV.									
	DR.	DE.	CHK.	CHK.	APP.	NAME	0.8mm SPACING SHIELDED BOARD TO CABLE FEMALE CONNECTOR (IDC)			
	Y. KATO	Y. KATO	—	C. NUNOKAWA	H. EBIHARA	PART NO.	HDR-E ( ) F ( ) G1+			

PART No.	A	B	C
HDR-E26F ( ) G1+	15.6	0.8x12=9.6	13.6
HDR-E14F ( ) G1+	10.8	0.8x6=4.8	8.8