



# LVX series

## Connectors for Mobile Equipment

### Outline

This series of connectors is best suited for wiring within ultra miniature electronic equipment such as cellular phones, notebook-type personal computers, and personal digital assistants (PDA's). Wiring in the moving hinge part of the newest two-axis rotation type cellular phones can be more easily designed, when compared with conventional flexible print circuits (FPC).

### Features

- Ultra-miniature type connector, one of the lowest profiles in the industry; Mating height: 1.2 mm
- By adopting vertical mating of connectors and attaching an insulator on the bottom surface of the connector, circuit patterns can be designed on the surface, and structure permits easy designing of PCB circuits.
- By narrowing the width of the cable plug to its ultimate limit of 2.8 mm, an assembled connector can be passed through the inside diameter of a hinge.
- Micro coaxial cable (42 AWG) can be used.
- By covering the connector with a metal shell, electrical noise can be prevented.

### Principal Applications

Cellular phones, notebook-type personal computers, personal digital assistants (PDA), and digital cameras, etc.

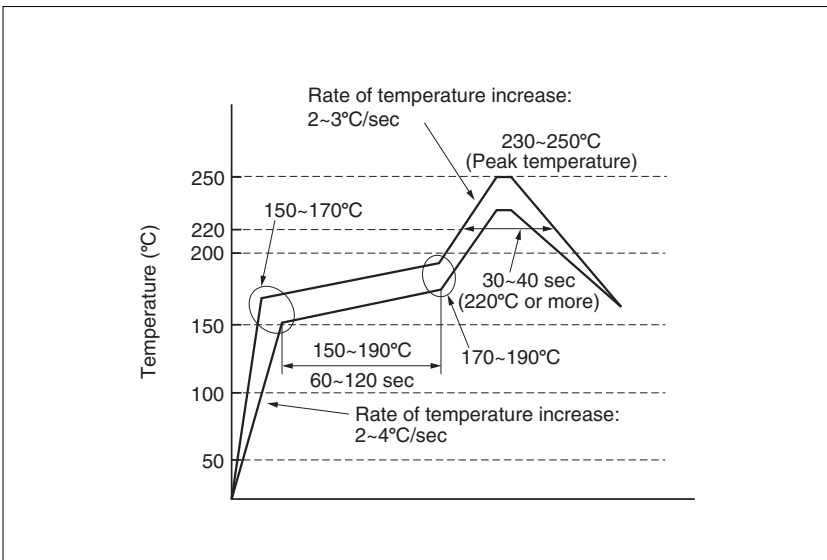
### Electrical Characteristics

Rated voltage	100V AC (r.m.s.)
Rated current	0.2A/contact
Insulation resistance	Over 100 megohms, at 250V DC
Dielectric withstanding voltage	250V AC (r.m.s.) for one minute
Contact resistance	100 milliohms or less

#### Document Disclaimer

- When placing orders with us, minimum order quantities are set for every product.
- Be sure to contact us before starting preliminary design of PCBs using our connectors.
- The specifications and information shown in the catalog are subject to change without notice.

## Reflow temperature profile (for reference purposes)



The reflow temperature profile shown in this drawing is for reference purposes. This profile depends on requirements such as reflow equipment, soldering paste, and PCB size. Thus, this profile may not meet with your specific situation. Please evaluate your PCB-mounting soldering and set your own reflow temperature profile.


### ●Applicable products

LVX-A( )SFYG+

The profile shown in this drawing is applicable only for those products shown above.


---

## Product List



Plug for micro coaxial cable  
LVX-A( )LMSG+

**G-56**  
LVX series...4



Board receptacle for micro  
coaxial cable  
LVX-A( )SFYG+

**G-57**  
LVX series...5

Plug for micro coaxial cable  
LVX-A( )LMSG+

For cable

Right-angle and solder type

RoHS

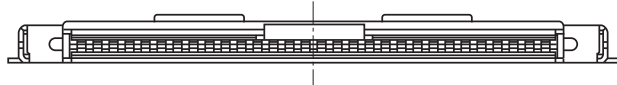
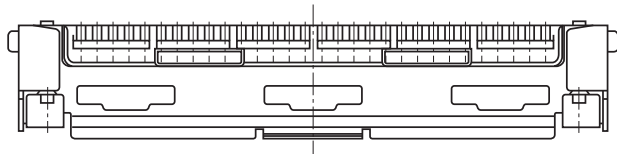
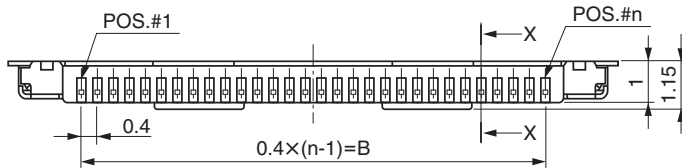
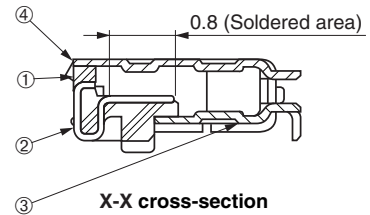
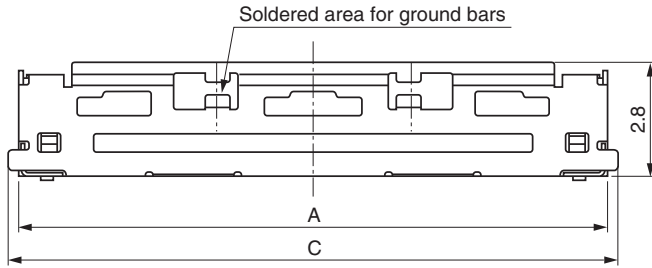


● Configuration of product Part No.

**LVX-A ( ) LMS G +**

①            ②            ③            ④

- ① Series name
- ② No. of contacts: 30 or 40
- ③ LMS: Plug for right-angle and solder type, male
- ④ Contact plating  
G: Gold plate



● Components

①	Insulator
②	Contacts
③	Shell A
④	Shell B

● Dimensions

No. of contacts	A	B	C
30	14.7	11.6	15.2
40	18.7	15.6	19.2

Mating connector: LVX-A( )SFYG+

Board receptacle for micro coaxial cable  
LVX-A( )SFYG+

For PCB

Straight SMT

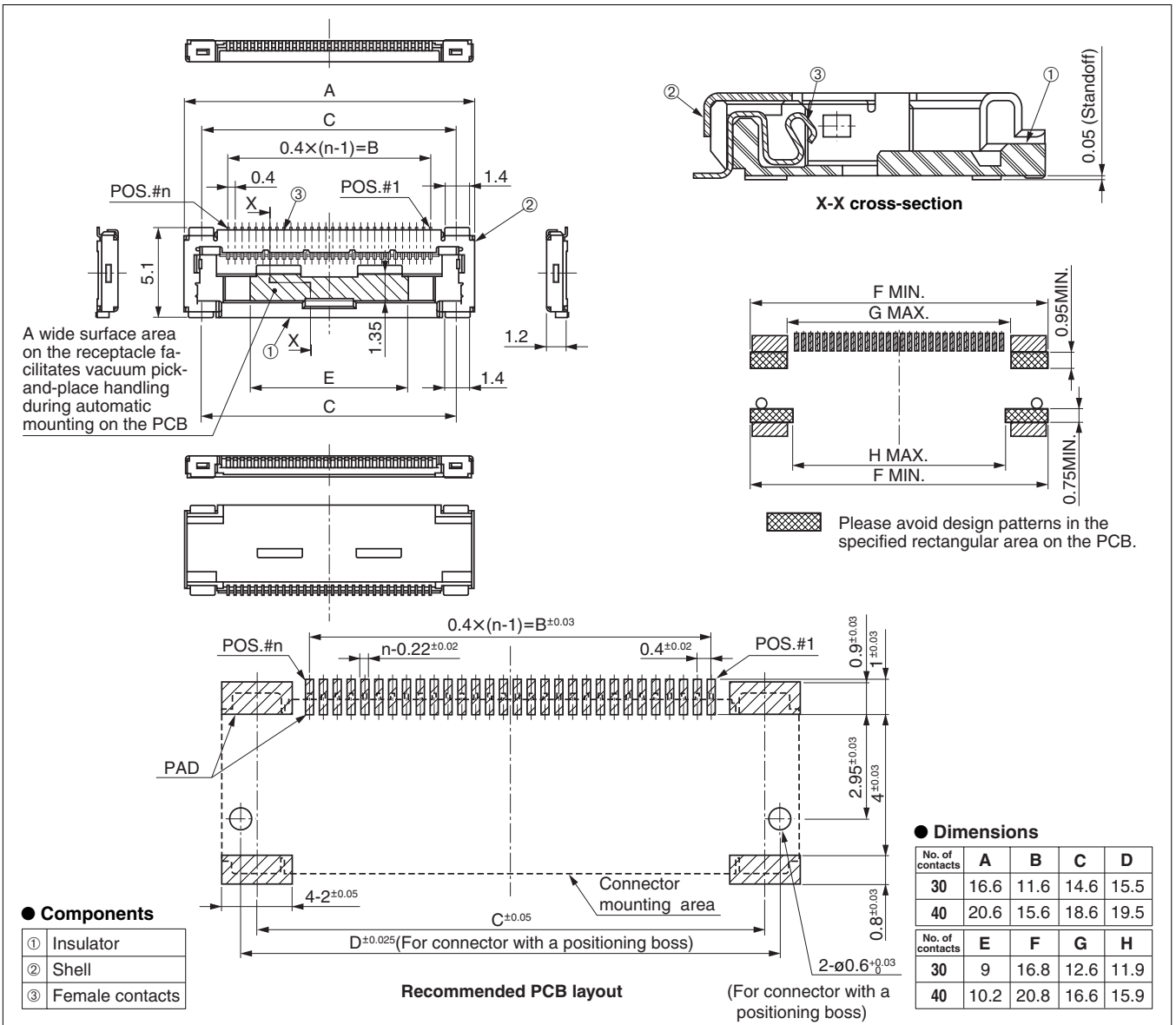
RoHS



● Configuration of product Part No.

LVX-A ( ) SFY G +

- ① Series name
- ② No. of contacts: 30 or 40
- ③ SFY: Straight receptacle SMT type, female
- ④ Contact plating  
G: Gold plate



Mating connector: LVX-A( )LMSG+